

**The General Manager**  
Pakistan Stock Exchange Limited  
Stock Exchange Building  
Stock Exchange Road  
KARACHI.

**Subject: FINANCIAL RESULTS FOR THE YEAR ENDED JUNE 30<sup>th</sup> 2022**

Dear Sir,

We have to inform you that the Board of Directors in their meeting held on Tuesday, October 04, 2022 at 10:00 A.M. through video conferencing have approved the audited financial statements of the Company for the year ended June 30, 2022 and recommended the following:

Cash Dividend – NIL  
Bonus Shares – NIL  
Right Shares – NIL  
Any other entitlement - NIL

The standalone financial results of the Company for the year ended June 30<sup>th</sup> 2022 are attached herewith as Annexure A.

The Consolidated financial results of the Company for the year ended June 30<sup>th</sup> 2022 are attached herewith as Annexure B.


The Annual General Meeting of the Company will be held at 11:30 A.M. on October 28, 2022 at Ghandhara Industries Limited, F-3, Hub Chauki Road, S.I.T.E., Karachi.

The Share Transfer Books of the Company will be closed from October 22, 2022 to October 28, 2022 (both days inclusive). Transfer received at the Company's Share Registrar (i.e. M/s. CDC Share Registrar Services Limited) at CDC House no. 99-B, Block B, S.M.C.H.S Main Shahrah-e-Faisal, Karachi at the close of business on October 21, 2022 will be treated in time for the purpose of above entitlement to the transferees.

The Annual Report of the Company will be transmitted through PUCARS at least 21 days before holding of Annual General Meeting.

Yours Sincerely

For and on behalf of Ghandhara Industries Limited


  
TALHA AHMED ZAIDI  
COMPANY SECRETARY

CC:

The Secretary  
Securities and Exchange Commission of Pakistan  
NIC Building, 63 Jinnah Avenue, Islamabad

**GHANDHARA INDUSTRIES LIMITED  
STATEMENT OF PROFIT OR LOSS  
AND OTHER COMPREHENSIVE INCOME  
FOR THE YEAR ENDED JUNE 30, 2022**

	2022	2021
	----- Rupees in '000 -----	
Sales - net	24,265,107	14,999,493
Cost of sales	<b>(21,307,454)</b>	(12,924,428)
<b>Gross profit</b>	<b>2,957,653</b>	2,075,065
Distribution cost	<b>(964,822)</b>	(570,225)
Administrative expenses	<b>(352,446)</b>	(353,932)
Other expenses	<b>(317,905)</b>	(134,490)
Other income	<b>269,997</b>	187,858
<b>Profit from operations</b>	<b>1,592,477</b>	1,204,276
Finance cost	<b>(451,578)</b>	(466,220)
<b>Profit before taxation</b>	<b>1,140,899</b>	738,056
Taxation	<b>(412,399)</b>	(133,843)
<b>Profit after taxation</b>	<b>728,500</b>	604,213
<b>Other comprehensive loss</b>		
<b>Items that will not be reclassified to profit or loss</b>		
Re-measurement of staff retirement benefit obligation	<b>(20,509)</b>	(5,522)
Impact of deferred tax	<b>5,948</b>	1,601
Other comprehensive loss for the year - net of tax	<b>(14,561)</b>	(3,921)
<b>Total comprehensive income for the year</b>	<b>713,939</b>	600,292
	----- Rupees -----	
<b>Basic and diluted earnings per share</b>	<b>17.10</b>	14.18




**Muhammad Aamir**  
Chief Financial Officer



**GHANDHARA INDUSTRIES LIMITED  
CONSOLIDATED STATEMENT OF PROFIT OR LOSS  
AND OTHER COMPREHENSIVE INCOME  
FOR THE YEAR ENDED JUNE 30, 2022**

	2022	2021
	----- Rupees in '000 -----	
Sales	24,265,107	14,999,493
Cost of sales	(21,307,454)	(12,924,428)
<b>Gross profit</b>	<b>2,957,653</b>	2,075,065
Distribution cost	(964,822)	(570,225)
Administrative expenses	(352,719)	(354,177)
Other expenses	(317,905)	(134,490)
Other income	269,997	187,858
<b>Profit from operations</b>	<b>1,592,204</b>	1,204,031
Finance cost	(451,184)	(465,840)
<b>Profit before taxation</b>	<b>1,141,020</b>	738,191
Taxation	(412,434)	(133,891)
<b>Profit after taxation</b>	<b>728,586</b>	604,300
<b>Other comprehensive loss</b>		
<b>Items that will not be reclassified to profit or loss</b>		
Re-measurement of staff retirement benefit obligation	(20,509)	(5,522)
Impact of deferred tax	5,948	1,601
Other comprehensive loss for the year - net of tax	(14,561)	(3,921)
<b>Total comprehensive income for the year</b>	<b>714,025</b>	600,379
	----- Rupees -----	
<b>Basic and diluted earnings per share</b>	<b>17.10</b>	14.18



**Muhammad Aamir**  
Chief Financial Officer